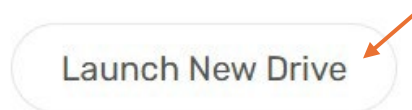




Setting Up a Team Drive on Roonga.com

1. Navigate to www.roonga.com/runningstart2026
2. On the right-hand side of the page, click 'Launch Team Drive.'



3. Log in to your current account OR create a new log in.

START A NEW TEAM DRIVE

<p>Brand new to Roonga? Create an account and register your team.</p> <p>Register</p>	<p>Already started a team drive? Log in with your team account.</p> <p>Login</p>	<p>Previously donated to a drive? Upgrade to a team account for free.</p> <p>Upgrade</p>
--	---	---

4. Fill in the information about your organization/team so your supporters know more about you!

Team Drive Select Target Drive

Describe Your Team Drive

Drive Name*


Company/Group Name*

Company/Group Description

Team Name*

You may choose a team name that is different from your organization name (e.g., "Company ABC's Rock Star Community Service Group").


Logo



5. Name your drive and your organization/team (again). Describe why your organization/team is supporting Running Start for School. Create a shorter/personalized URL for your team drive to share with your networks. Click 'Save & Next.'

Optional: Add any pictures you have of your organization/team members. If you do not wish to add any media, please check the box to indicate that preference.

Media*



Save & Next

6. Set a goal you wish to achieve. Choose a dollar amount **or** number of backpacks you hope to generate for local students through your team drive. You can also choose to customize.

7. **Click 'Launch' and you can begin supporting Running Start for School 2025!**

• FUNdraising Ideas and Suggestions:

- 💡 Use your personalized URL on social media and in email communications.
- 💡 Create a QR code using your personalized URL to share out.
- 💡 Display posters and flyers with your QR code.
- 💡 Keep a running total or thermometer to track progress and keep momentum.
- 💡 Plan a fun event to raise awareness and FUNds for Running Start for School.
 - Partner with a local restaurant or favorite store for a "Give Back" Day, where a percentage of sales will support your team drive.
 - Set out a "Coins for Backpacks" jar or container to collect change.
 - Host a swap meet or bake sale amongst work friends, groups, or at your location, then use funds to purchase backpacks through your team drive.